



Table of Contents

GENERAL INFORMATION	2
INTRODUCTION	2
THE FISHER CENTER TEAM	3
PARKING AND SITE MAP	4
STAGE DOCK AND LOADING DOCK INFORMATION	5
VENUE OVERVIEW	6
PERFORMANCE HALL	6
1. STAGE SPECIFICATIONS- STAGE PLOT	7
2. SEATING CHARTS	
a. ORCHESTRA LEVEL	
b. BOX TIER LEVEL	
c. MEZZANINE LEVEL	
d. BALCONY LEVEL	
GRAND FOYER	12
BALLROOMS	14
BALLROOM LAYOUT OPTIONS	15
DRESSING ROOMS	16
FISHER CENTER TECHNICAL OVERVIEW	17
AUDIO SYSTEM OVERVIEW	17
LIGHTING SYSTEM OVERVIEW	19
VIDEO SYSTEMS OVERVIEW	20
RIGGING AND FLY POSITIONS OVERVIEW	21
LINESET SCHEDULE	22
LOCAL INFORMATION	23
ADA INFORMATION	23
POLICIES AND PATRON SAFETY	23
PREFERRED HOTELS	24
VENUE REQUEST FORM INFORMATION	24
FOOD AND ALCOHOL RELATED POLICIES	24
TICKETING POLICIES AND PROCEDURES	24
CERTIFICATE OF INSURANCE GUIDELINES	25

General Information

Introduction

This breathtaking venue made its grand debut in September of 2021, and resides on the campus of Belmont University in Nashville, Tennessee.

The 150,000 sq. ft. center contains a 1,727-seat European style performance hall, two multipurpose ballrooms, rehearsal space, dressing rooms, and impressive technical facilities.

The new performance hall adds another jewel to Music City's crown of world-class venues as it caters to diverse audiences with major concerts and events while also supplying Belmont's students with an exceptional learning and performing environment.

In addition to public performances, the top-caliber performing arts center acts as an academic resource for students and as a presenting hub that provides innovative, impactful, and diverse programming to the campus.

The Fisher Center is named in tribute to recently retired Belmont President Dr. Bob Fisher and his wife Judy, who have been long-time advocates for the arts both on Belmont's campus and in Nashville.

For more information, please visit: [TheFisherCenter.com](https://www.thefishercenter.com)

The Fisher Center Team



Chaz Corzine
Executive Director
chaz.corzine@belmont.edu



Rusty King
Director of Production and Facilities
rusty.king@belmont.edu



Gage Baxter
Director of External Affairs
gage.baxter@belmont.edu



Stephanie Estes
Operations Manager
stephanie.estes@belmont.edu



Rachel Blasengame
Production & Operations Coordinator
rachel.blasengame@belmont.edu




Chris Rogers
Operations Coordinator
chris.rogers@belmont.edu



Ally Best
Marketing & Outreach Coordinator
ally.best@belmont.edu



Te'Wana Smiley
Event Manager
tewana.smiley@belmont.edu



Tori Talbert
Event Manager
tori.talbert@belmont.edu

Parking and Site Map



★ The Fisher Center *for the Performing Arts*
2020 Belmont Boulevard

① South Garage
1521 Compton Avenue

② Curb Garage
1520 Bernard Avenue



Our closest parking garages include the **South Garage (1)**, and the **Curb Garage (2)**.

Parking Lot Capacity:

Curb Parking Garage: 836

South Garage: 835

Truck and Bus Instructions: Truck and bus parking should be coordinated with Operations Staff. Limited parking (preferential to production vehicles) can be found on the north corner of the Fisher Center building, within the loading dock area. Vehicles should park along south and north walls, leaving dock access open, unless otherwise specified.

Events utilizing multiple busses to transport guests should be prepared to find parking offsite of campus.

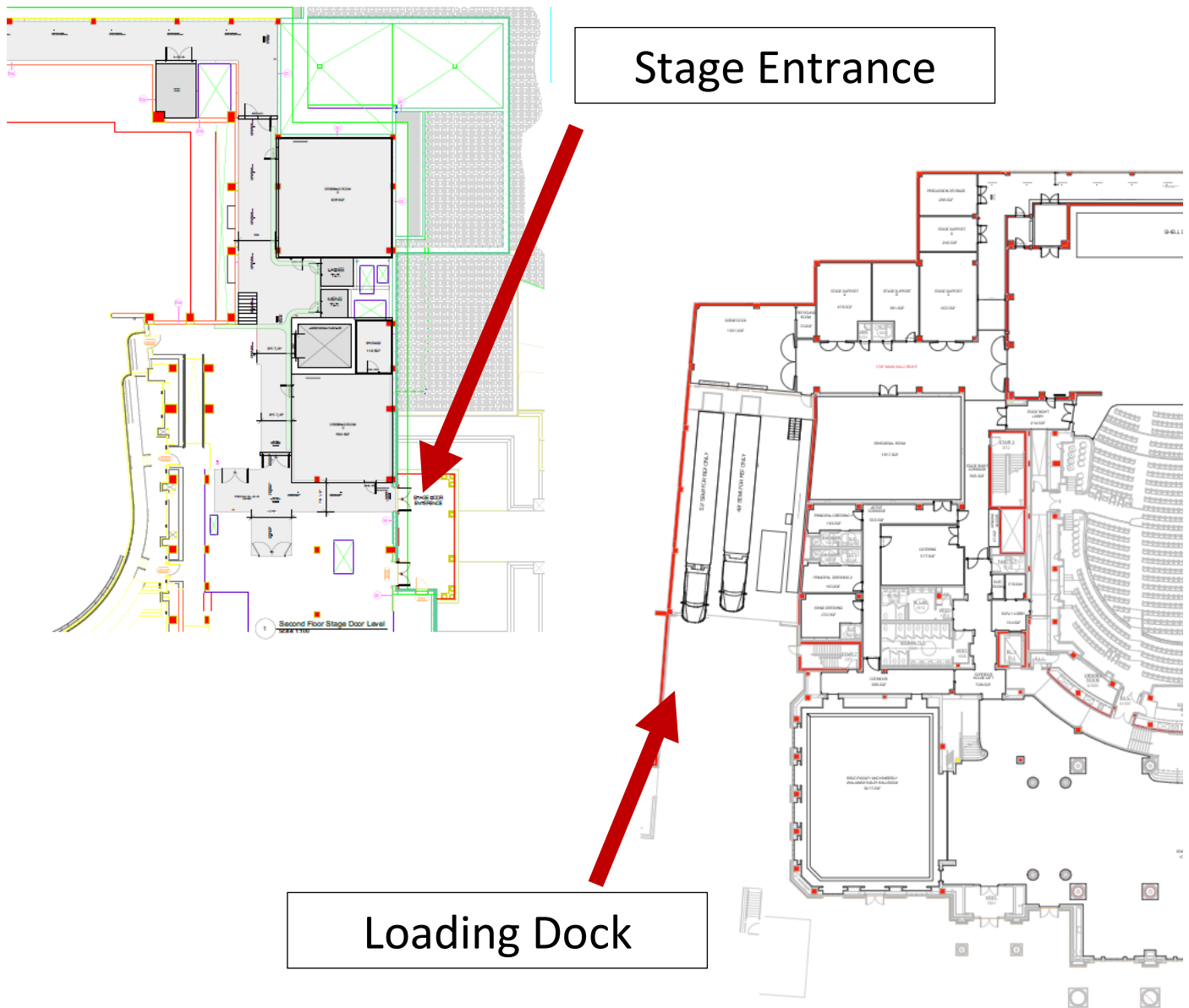
Stage Door and Loading Dock Information

Arrival Instructions: Entry accommodation for each event is based upon production needs and building schedule, and will be communicated by the Operations Team.

Stage Entrance: Located on the south side of the building on Compton Ave.
(Nearest parking: South Garage)

Loading Dock: Located at the northern corner of the building on Belmont Blvd.
(Nearest parking: Belmont Boulevard and Curb Garage)

**Shore Power Not Currently Available*



The Fisher Center Front Doors/Belmont Blvd Entrances

Venue Overview

Performance Hall



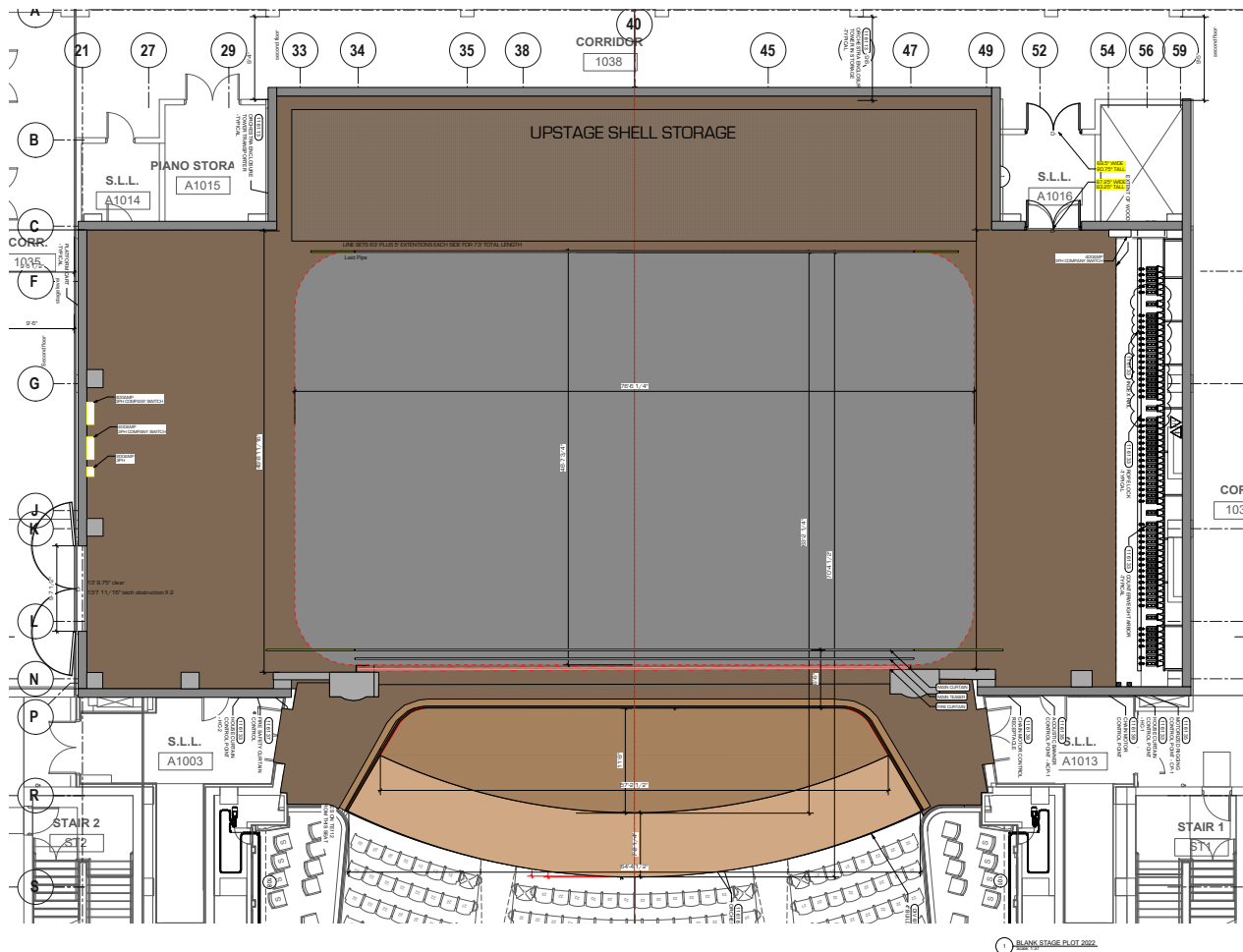
Main Stage and Performance Hall

The Fisher Center is a 1,727-seat venue designed by Earl Swensson and Associates, Inc. (ESa) and is heavily influenced by existing Belmont architecture and resides at the heart of Belmont Boulevard and the Southwestern edges of campus. The building was designed with all types of performances in mind. Fly points both in the main hall and fly loft offer many options for the usage of trusses, soft goods, scrims, theatrical lighting, sound, and video resources. The performance hall is designed to provide a natural reverberant space for amplified and unamplified music and performances due to the incorporation of mechanical and static acoustical absorption systems built into the infrastructure of the walls and ceilings.

Stage Specifications

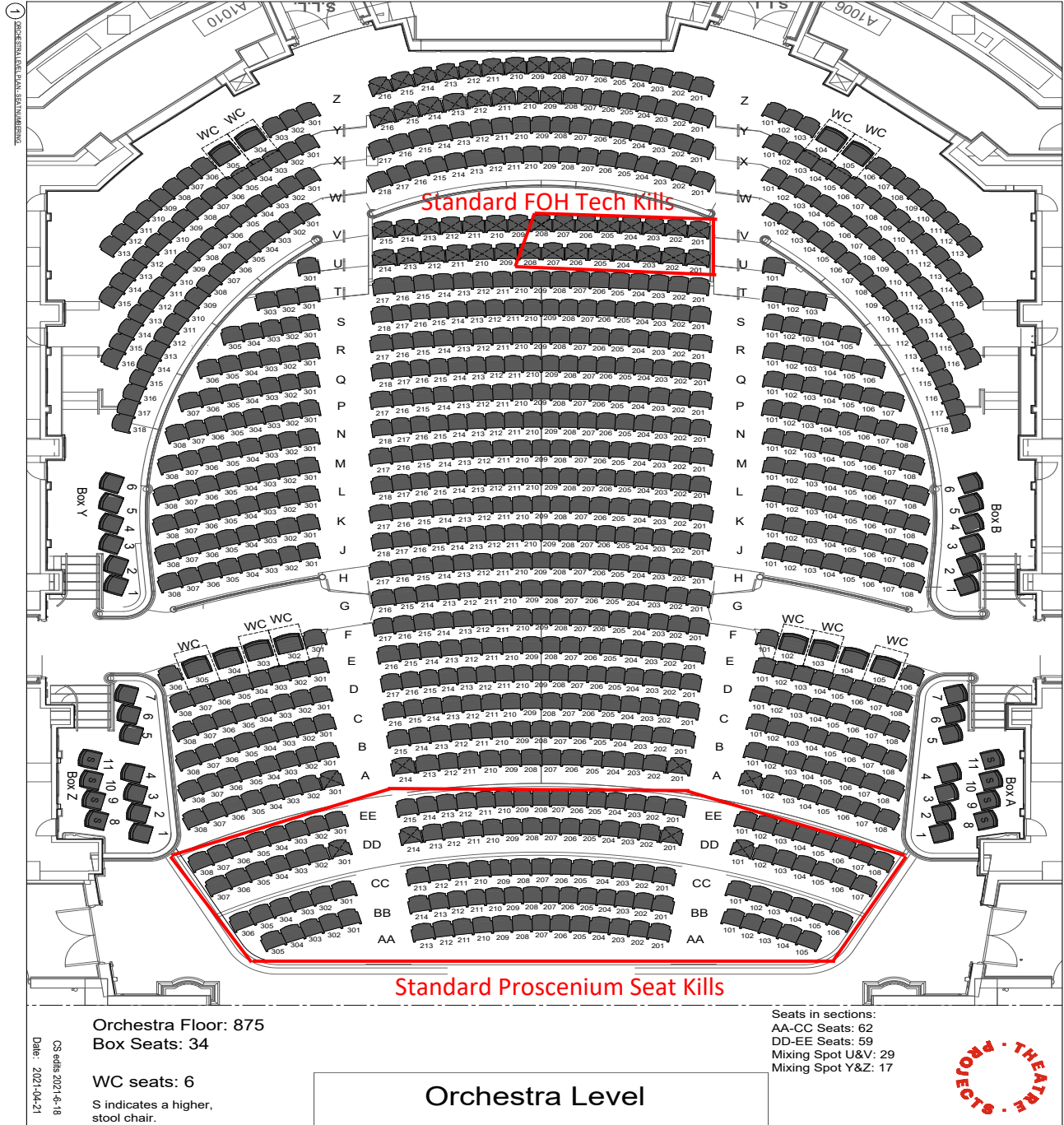
The Fisher Center mainstage has a proscenium opening of 58 feet wide by 31 feet tall. The full performance stage dimensions are 58 feet wide by 52 feet deep with full 90' fly space overhead. The wings of the stage are 30 feet wide by 52 feet deep.

Blank Stage Plot



Seating Charts

Orchestra Level

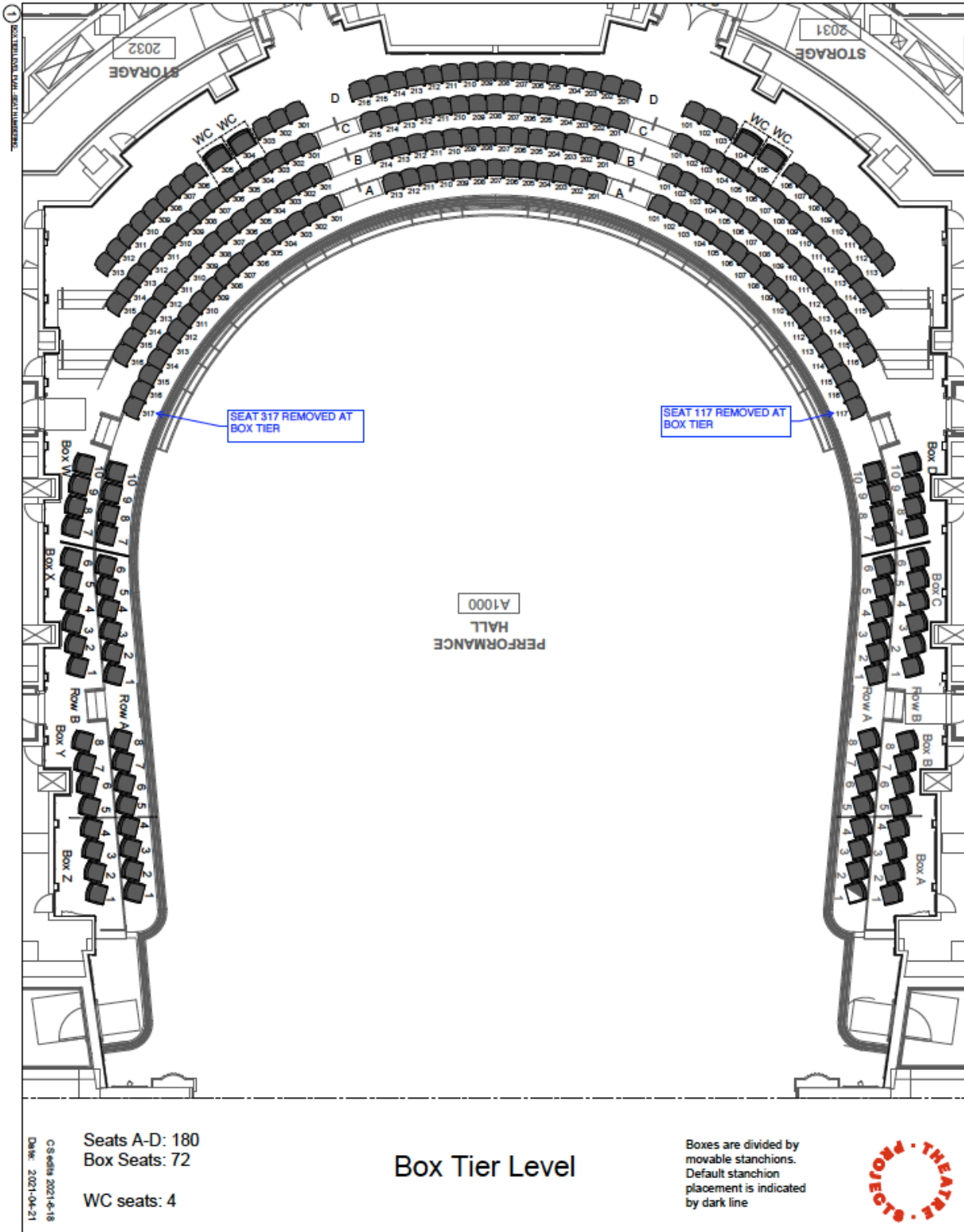


HANGING PA's: If you choose to hang your own PA rather than use the house PA, this requires seat kills of rows AA-CC in order to facilitate a safe rigging load in/out from points above this section.

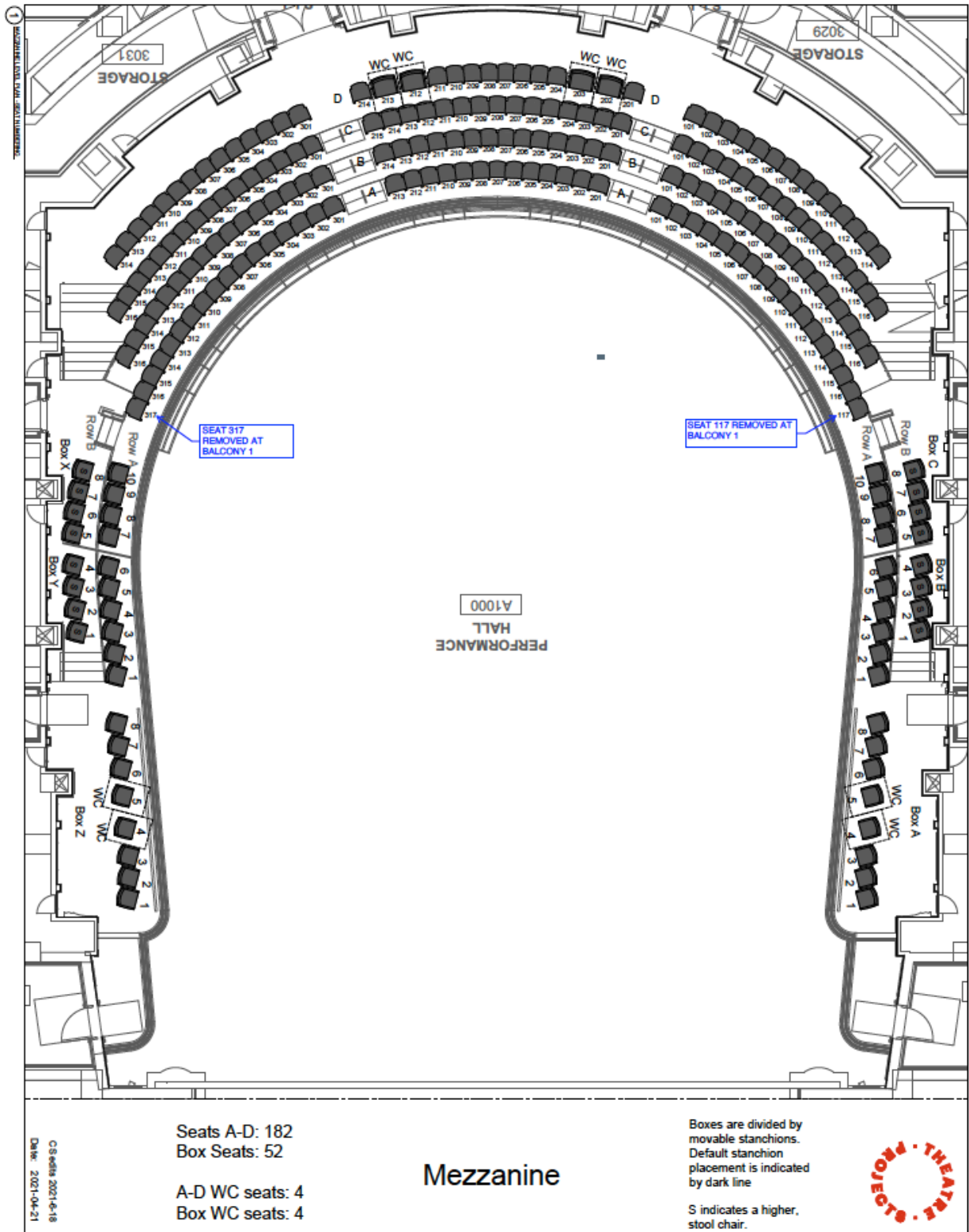
FILMING: If you choose to film, this likely requires seat kills. Fisher can provide a filming seat kill map upon request.

These decisions need to be made **PRIOR** to concert announcement and onsale.

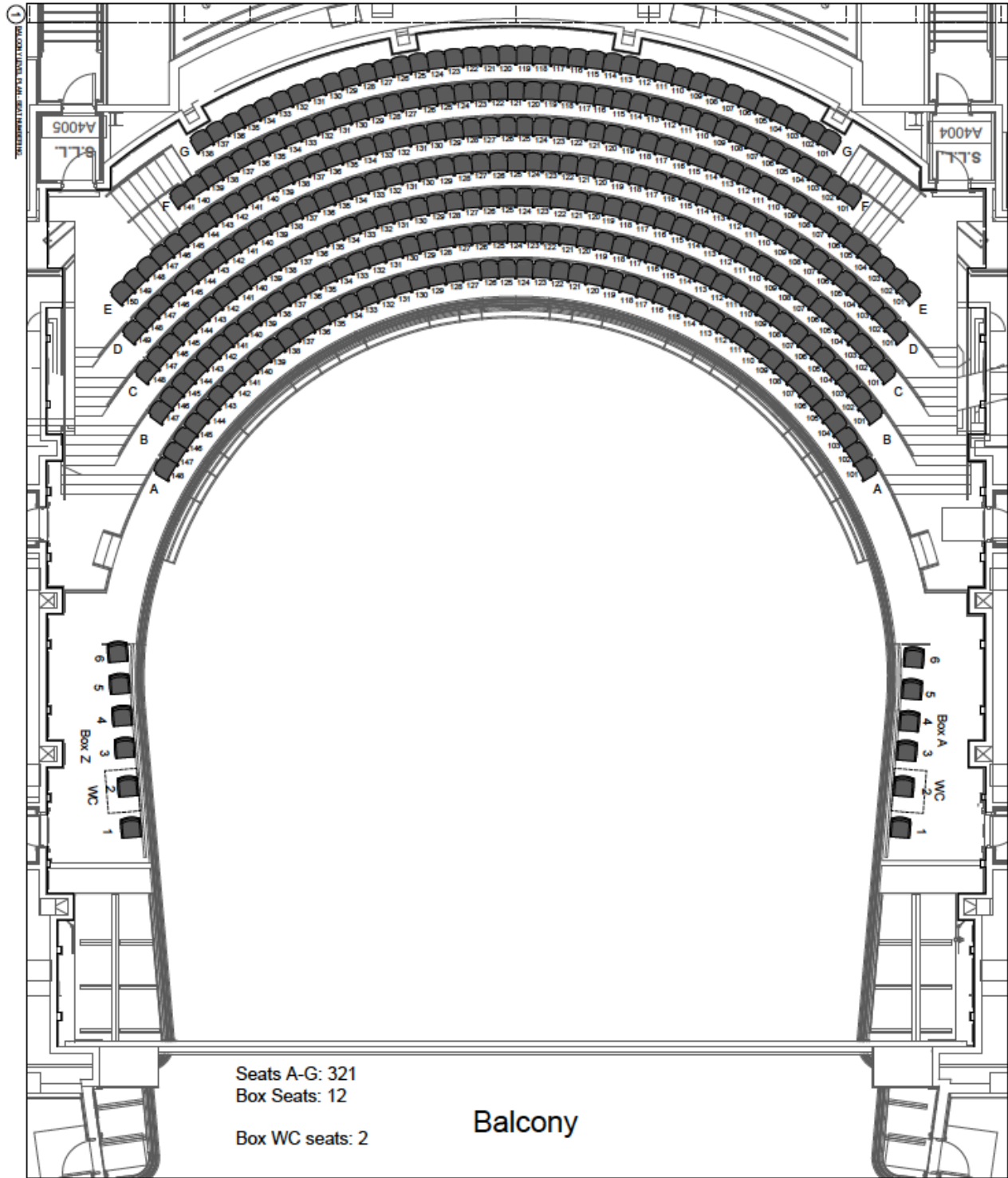
Box Tier



Mezzanine

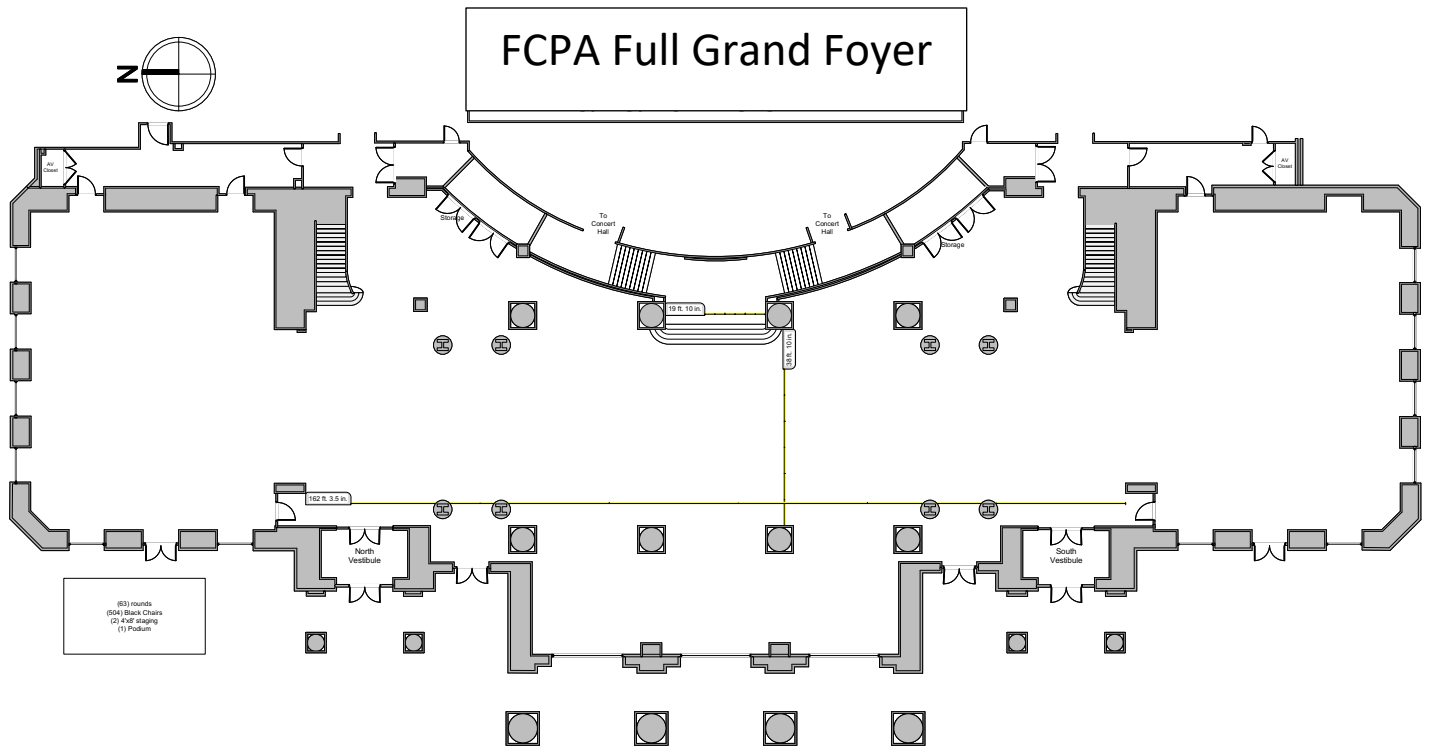


Balcony

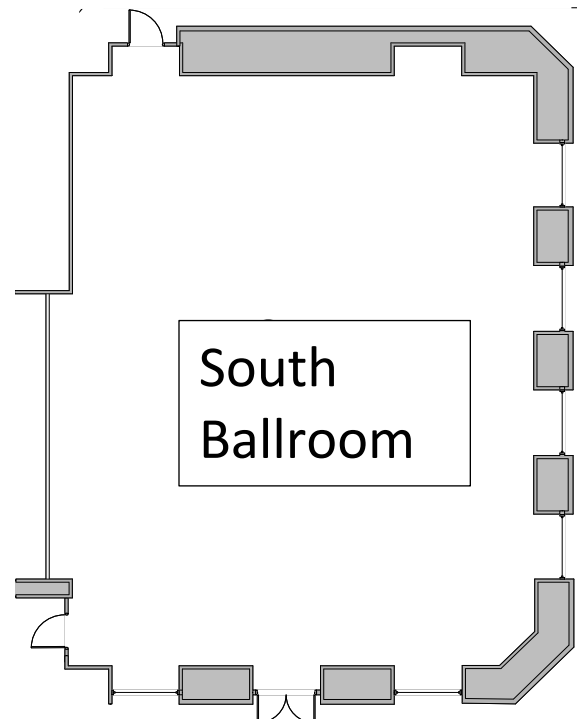
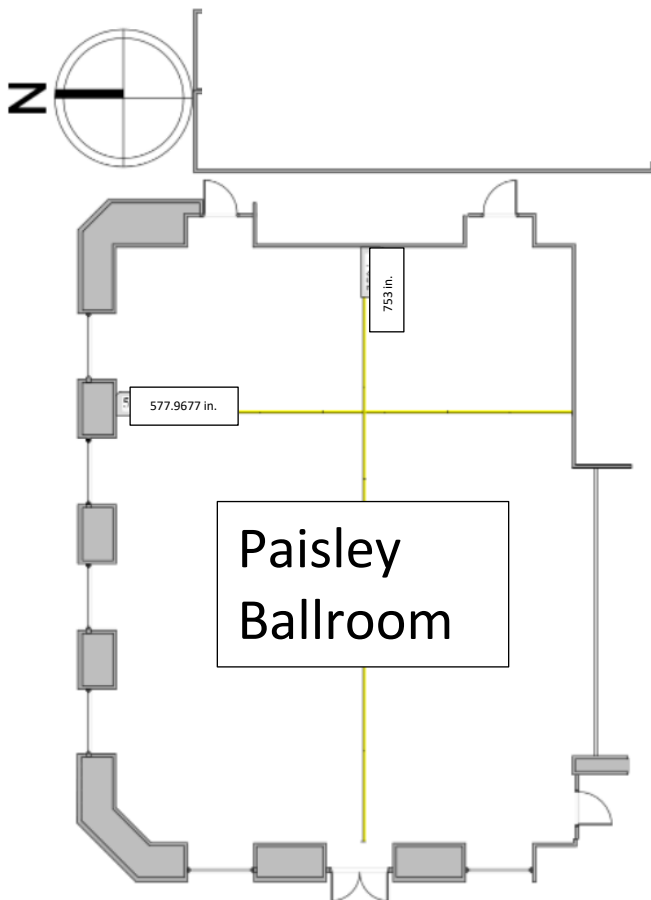


Grand Foyer





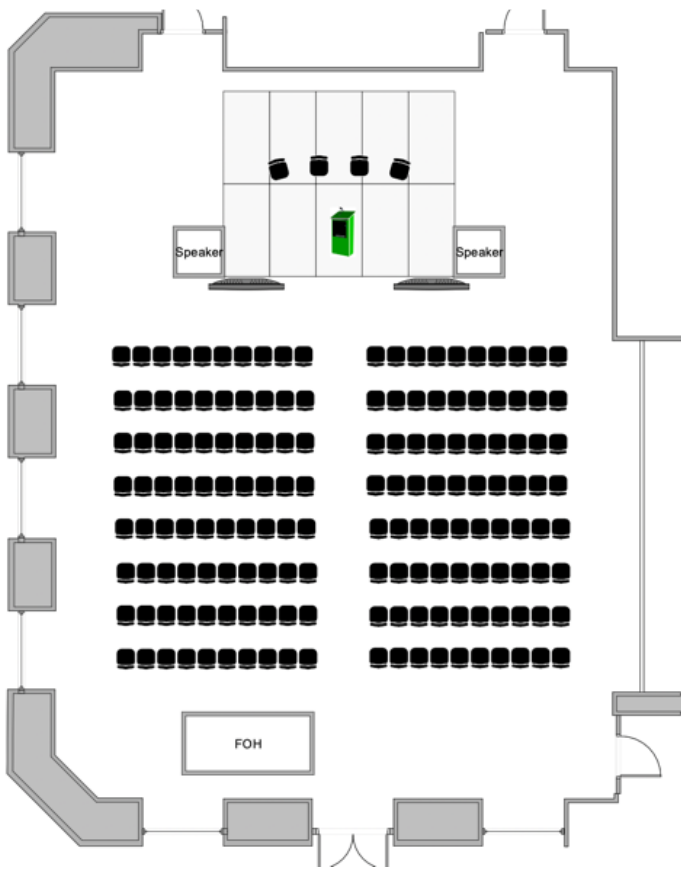
Ballrooms



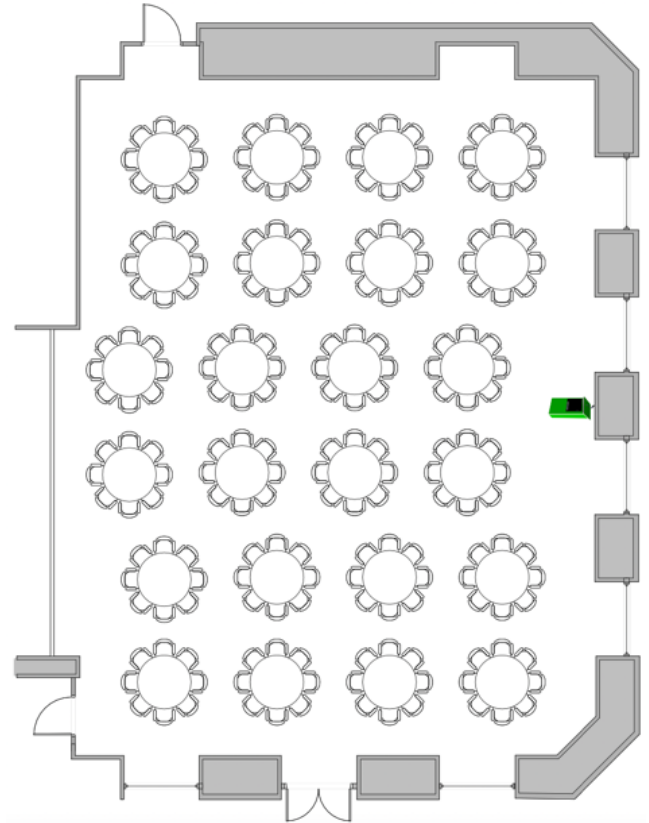
Paisley and South Ballroom Dimensions:

- The Paisley Ballroom and South Ballroom are each 46 feet wide by 62 feet deep.
- Both are flat floor spaces that can be used for various needs.
- Both include curtains to darken the rooms and/or to provide for the acoustics required.
- Both spaces can accommodate elevated staging and risers for performances and/or seating.
- The Paisley Ballroom incorporates a pipe-grid fly point system for rigging needs.
- Dedicated entrances to the space are available via the Dickens Plaza.

Ballroom Layout Options



Paisley Ballroom



South Ballroom

Dressing Rooms



VIP Dressing Room



Large Dressing Room

Orchestra Performance Level

- There are 3 VIP dressing rooms off of stage right. All include facilities; two include shower accommodations.
- There is 1 large rehearsal room with the same sprung floor as the main stage off of stage right.
- There are 2 medium dressing rooms off of stage left with half bath facilities.
- The House and Visiting production offices are on this level at stage left.
- The Green Room is on the stage left hallway with both backstage and FOH access.
- The Paisley and South Event spaces can be closed off and used as event ready rooms as well on this level.

Box Tier Level

This is the Compton Avenue entrance level, nearest the South Parking Garage, and has both stage door and box office entrances.

- 2 large choral dressing rooms are backstage left on this level.
- 2 half bath facilities nearby.

Fisher Center Technical Overview

Audio System Overview

Line Array Speakers

The left and right line arrays are d&b audiotechnik V-series with (12) boxes flown per side. This array consists of (8) V-8's over (4) V-12's per side.

The center line array is d&b Y-series with (8) boxes flown. This array consists of (6) Y-8's over (2) Y-12's.

The line arrays are powered by (9) d&b 30D amplifiers with d&b ArrayProcessing.

There are (2) d&b SL-G subwoofers that sit on stage left and right and (8) d&b V-Subs that can be flown, stacked, or stacked and separated into a sub-arc array.

The SL-G subs are powered with (1) d&b D80 amplifier and the V-subs are powered by (2) d&b 30D amplifiers. All ArrayProcessing is done within the amplifiers and controlled via a tablet with d&b R1 software.

The d&b arrays can be flown above the grid when not needed and/or to allow for another PA to be temporarily installed for an event.

Fill Speakers

The **Front Fills** consist of (8) d&b Y-12 speakers that can be arranged to cover the first few rows of audience seating. These are powered by (1) d&b 10D amplifier.

There are a combination of d&b 24C, 16C, and 5S column speakers on the downstage wall for minimally amplified music, public address, and speaking engagements when the main PA is not needed. These speakers are powered by 3 d&b 10D amplifiers.

The **High Balcony fills** consist of (4) d&b 10S speakers. These are powered by 1 d&b 30D amplifier.

Audio Consoles and Systems

The audio console package consists of Yamaha Professional Audio Rivage consoles with both multi-mode fiber connections through Yamaha TwinLane networks and DANTE networks.

The front of house and monitor consoles are Yamaha CS-R10 surfaces with the DSP-RX-EX engines. There are 3 Yamaha RPIO622 and 1 RPIO222 Input/Output racks with a total 208 microphone inputs, 96 line outputs, 16 AES digital inputs and digital outputs, and DANTE networking cards are included in each I/O that will allow all inputs to be used via our house and potentially over the campus networks.

Consoles can be located at multiple front-of-house mix positions at either stage left or right for the monitor console and I/O racks.

Optional consoles and surfaces can be easily incorporated into the TwinLane and/or DANTE networks to enable mixing for broadcast mixes, live multi-track recording, multiple artist events, and live training experience in other rooms or locations on campus.

Yamaha Rivage consoles will transmit digital audio signals directly to the d&b amplifiers at 96kHz. All processing remains digital for the full pathway through the signal chain which keeps it cleaner and allows less interference to be introduced.

Stage Monitoring Systems

There is a maximum of (20) d&b M4 series wedge monitor speakers bi-amplified and powered by d&b D20 amplifiers with internal processing. Each monitor can be on a separate mix and signal path can be digital all the way from the console to the amplifier.

There is a maximum of (16) stereo Shure PSM1000 in-ear monitor mixes available with (16) belt-pack receivers. The Shure Dual Docking Recharging stations and Lithium-ion batteries provide excellent service for battery life and reliability.

** A list of Microphones and DIs may be supplied upon request.*

Lighting System Overview

The lighting system consists of the latest makes and models of building and theatrical lighting controls and LED lighting fixtures. There are no dimmer racks in this facility. The large assortment of both moving and static fixtures will provide any event exceptional service from the many stationary, rigging, and fly points.

Lighting Controls

- Main lighting console for performance hall - Grand MA 3 Lite CRV (currently running MA2 software)
- Secondary lighting consoles - Grand MA3 Compact or additional Grand MA Lite CRV
- Lighting console for Ballrooms - Grand MA OnPC Command Wing XT
- ETC Network and Integrations systems for house and building lighting controls

Inventory of fixtures are as follows:

- 146 ETC Source 4 LED Series 3 Lustr X8 ellipsoidal fixtures with various XDLT lens tubes
- 15 ETC Desire Series D60X Vivid LED par fixtures
- 18 ETC SolaFrame Theatre LED moving profile fixtures
- 28 Ayrton Ghibli S LED moving spot fixtures
- 30 Martin MAC Aura PXL LED moving wash fixtures
- 26 Robe Tetra2 LED strip light fixtures
- 30 Robe Super Spikie LED moving beam fixtures
- 3 Lycian 1295 ELT follow spot fixtures with 4k xenon lamps and low-boy stands
- 4 Ultratec Radiance Hazers with touring system case with internal fan
- 10(Dance) Boom Towers SL & SR ((5) Series 3 Source 4 Lustr X8's each)

Video Systems Overview

LED Walls and Panels

Mainstage has the capability of a flown 36.09 foot wide by 19.69 foot tall (16x9 ratio) LED video wall with 3.9 dot pitch. This LED wall can be separated in various configurations and used as digital backgrounds, digital set pieces, supertitles, video playback, and presentation systems. LED wall panels can also be ground supported in smaller configurations.

- SquareV - Model V3 – 3.9mm Pixel Pitch LED Wall panels (280 panels)
- NovaStar NovaPro UHD Jr – Video wall processor
- Dell Precision 5820 desktop Video Server – 128G system RAM/24G video RAM/2TB SSD HD

Production Video Cameras and Control

- Panasonic Kairos Video Switcher
- (6) Panasonic 150 PTZ robotic video cameras with 4K resolution
- (2) Panasonic PTZ camera controllers
- (2) Panasonic RCP remote control panels
- Fiber backbone throughout facility (Single Mode & Multi Mode)

Rigging and Fly Positions Overview

The Fisher Center has multitudes of rigging points and fly positions for various production needs.

Over stage grid fly-rail has 68 line sets or battens and a 90' fly space. There are (14) 3 phase 1 ton chain motor hoists, (6) 3 phase ½ ton motors in stock with 100' chains that can be used over the main stage. A small rigging package is included with each chain motor.

- Grand Valance curtain
- Set of Decorative Legs
- 5 Motorized and always in positions for the House Curtain and the 4 Acoustical Cloud Shells.
- 6 are reserved for black curtain Borders
- 5 are reserved for black curtain Legs
- Mid stage Traveler with track
- Black Scrim
- 1 White Cyclorama

**Up to 30 open linesets can be made available upon request.*

Various House rigging points as follows:

- PA bay fly points that can be used when the house PA is not being used (Downstage L/C/R)
- 12 Additional downstage fly points are available downstage of the Main curtain.
- 6+ Forestage fly points through the acoustical shell at given points
- 28 Fly points are available over the main floor level seating areas through the ceiling

**A pdf file with these locations can be provided upon request.*

Lineset Schedule

FISHER CENTER LINESET SCHEDULE - JULY 2023									
Line #	Distance	Purpose	Use	Dimensions	Notes	Fabric	Fullness	Color	Weight (lbs)
# 0	1' - 0"	xxx	xxx	xxx	Not usable with Grand Valance in place				
# 1	1' - 4"	(GP)	GRAND VALANCE	12'-0" H x 63'-0" W		25 Oz IFR velour	Custom	Custom	420
# 2	2' - 0"	MOTORIZED	HOUSE CURTAIN	44'-0" H x 34'-0" W (x 2)	Motorized Up/Down - Manual Pull horizontal	25 Oz IFR velour	Custom	Custom	
# 3	3' - 0"	(GP)	BORDER	16'-0" H x 63'-0" W		22 Oz IFR velour	Flat	Black	84
# 4	3' - 8"	(GP)	LEGS	36'-0" H x 13'-0" W		22 Oz IFR velour	Flat	Black	126
# 5	4' - 4"	(GP)							
# 6	5' - 0"	(GP)							
# 7	5' - 8"	OBSTRUCTED			Shell storage obstructs usage of this lineset				
# 8	6' - 4"	MOTORIZED	SHELL CLOUD 1		Acoustic Shell Cloud 1				
# 9	7' - 0"	OBSTRUCTED			Shell storage obstructs usage of this lineset				
# 10	7' - 8"	(GP)							
# 11	8' - 4"	(GP)							
# 12	9' - 0"	(GP)	1ST ELECTRIC		Lighting Electric #1				920
# 13	9' - 8"	(GP)							
# 14	10' - 4"	(GP)	BORDER	16'-0" H x 63'-0" W		22 Oz IFR velour	Flat	Black	84
# 15	11' - 0"	(GP)	LEGS	36'-0" H x 13'-0" W		22 Oz IFR velour	Flat	Black	126
# 16	11' - 8"	(GP)							
# 17	12' - 4"	(GP)							
# 18	13' - 0"	(GP)							
# 19	13' - 8"	(GP)							
# 20	14' - 4"	(GP)							
# 21	15' - 0"	(GP)	2ND ELECTRIC		Lighting Electric #2				920
# 22	15' - 8"	(GP)							
# 23	16' - 4"	(GP)	BORDER	16'-0" H x 63'-0" W		22 Oz IFR velour	Flat	Black	84
# 24	17' - 0"	(GP)	LEGS	36'-0" H x 13'-0" W		22 Oz IFR velour	Flat	Black	126
# 25	17' - 8"	OBSTRUCTED			Shell storage obstructs usage of this lineset				
# 26	18' - 4"	MOTORIZED	SHELL CLOUD 2		Acoustic Shell Cloud 2				
# 27	19' - 0"	OBSTRUCTED			Shell storage obstructs usage of this lineset				
# 28	19' - 8"	(GP)							
# 29	20' - 4"	(GP)							
# 30	21' - 0"	(GP)							
# 31	21' - 8"	(GP)	3RD ELECTRIC		Lighting Electric #3				920
# 32	22' - 4"	(GP)							
# 33	23' - 0"	(GP)	BORDER	16'-0" H x 63'-0" W		22 Oz IFR velour	Flat	Black	84
# 34	23' - 8"	OBSTRUCTED	LED WALL		Obstructed use from LED wall truss				
# 35	24' - 4"	MOTORIZED	LED WALL	19'-8" H x 36'-1" W	Motors over lineset 35				
# 36	25' - 0"	OBSTRUCTED	LED WALL		Obstructed use from LED wall truss				
# 37	25' - 8"	(GP)	TRAVELER	32'-0" H x 33'-0" W (x 2)	With Track (center open - SL pull rope)	22 Oz IFR velour	Flat	Black	400
# 38	26' - 4"	(GP)							
# 39	27' - 0"	(GP)							
# 40	27' - 8"	(GP)	4TH ELECTRIC		Lighting Electric #4				701
# 41	28' - 4"	(GP)							
# 42	29' - 0"	(GP)							
# 43	29' - 8"	OBSTRUCTED			Shell storage obstructs usage of this lineset				
# 44	30' - 4"	MOTORIZED	SHELL CLOUD 3		Acoustic Shell Cloud 3				
# 45	31' - 0"	OBSTRUCTED			Shell storage obstructs usage of this lineset				
# 46	31' - 8"	(GP)							
# 47	32' - 4"	(GP)	BORDER	16'-0" H x 63'-0" W		22 Oz IFR velour	Flat	Black	84
# 48	33' - 0"	(GP)	LEGS	36'-0" H x 13'-0" W		22 Oz IFR velour	Flat	Black	126
# 49	33' - 8"	(GP)							
# 50	34' - 4"	(GP)							
# 51	35' - 0"	(GP)							
# 52	35' - 8"	(GP)							
# 53	36' - 4"	(GP)	5TH ELECTRIC		Lighting Electric #5				621
# 54	37' - 0"	(GP)							
# 55	37' - 8"	(GP)	CYCLORAMA	40'-0" H x 63'-0" W		Filled Leno	Flat	White	126
# 56	38' - 4"	(GP)							
# 57	39' - 0"	(GP)	BORDER	16'-0" H x 63'-0" W		22 Oz IFR velour	Flat	Black	84
# 58	39' - 8"	(GP)	LEGS	36'-0" H x 13'-0" W		22 Oz IFR velour	Flat	Black	126
# 59	40' - 4"	(GP)							
# 60	41' - 0"	(GP)	BLACKOUT PANELS	36'-0" H x 33'-0" W		22 Oz IFR velour	Flat	Black	231
# 61	41' - 8"	OBSTRUCTED			Shell storage obstructs usage of this lineset				
# 62	42' - 4"	MOTORIZED	SHELL CLOUD 4		Acoustic Shell Cloud 4				
# 63	43' - 0"	OBSTRUCTED			Shell storage obstructs usage of this lineset				
# 64	43' - 8"	(GP)							
# 65	44' - 4"	(GP)	BLACK SCRIM	40'-0" H x 63'-0" W		IFR Sharkstooth	Flat	Black	105
# 66	45' - 0"	(GP)	WHITE SCRIM	40'-0" H x 63'-0" W		IFR Sharkstooth	Flat	White	105
# 67	45' - 8"	(GP)	6TH ELECTRIC		Lighting Electric #6				520
# 68	46' - 4"	(GP)	RP CYCLORAMA		Reflective material	Seamless Vinyl	Flat	White	231

Local Information

ADA Accommodations

The Fisher Center strives to make our events and facilities accessible to all patrons. In addition to accessible entrances to the facility, there are elevators located in the lobby and within the performance hall. ADA accessible restrooms are available on every floor in the Fisher Center.

There are designated seats in various locations on every level of the performance hall for guests needing accessible seating. Patrons needing accessible seating should call 615-460-2255 for assistance.

ADA parking is available in all garages on campus. An ADA drop-off location is also available at the front of the building on Belmont Boulevard.

Policies and Patron Safety

The Fisher Center is an **all-ages**, multi-faceted performance venue, and educational facility.

For safety, security and convenience, Belmont Campus Security and/or the Office of Strategic Venues and Event Services will conduct periodic rounds throughout the university facilities. Venue Personnel and Campus Security should be notified in the event of an emergency and/or made aware of emergency situations that arise. All persons using university facilities are to act responsibly. Individuals or groups who display disruptive, dangerous, or inappropriate behavior will be asked to leave and will potentially have their scheduling privileges revoked. All groups should become familiar with emergency exits and safety policies when planning an event. When working with the designated venue or event manager, it may be determined that security will be required for certain events held on campus.

Smoking, including vaping, is **not** permitted inside or outside the venue. The use of tobacco is prohibited on Belmont University campus, including all interior and exterior campus spaces. This includes all buildings, parking structures, campus walkways, university owned vehicles and privately owned vehicles parked on university property. This policy applies to all students, faculty, contractors, vendors, and other visitors to the university. Prohibited tobacco products include, but are not limited to: cigarettes, cigars cigarillos, electric cigarettes (e-cigs), pipes, hookahs, and all smokeless tobacco.

Preferred Hotels

[Holiday Inn Nashville-Vanderbilt](#)

2613 West End Ave.
Nashville, TN 37203

[Hilton Garden Inn West End Ave](#)

[Home2 Suites West End Ave](#)
100 Murphy Ct.
Nashville, TN 37203

Venue Request Form

Venue requests can be submitted through this [form](#), or at our website, thefishercenter.com.

Note for venue request changes: A new request form *must* be submitted for approval should there be changes to the information that you have submitted.

Food and Alcohol Policies

We ask that you direct all food and alcohol related questions to Sodexo, at catering@belmont.edu or 615-460-6170.

It is the University's responsibility to monitor the food and beverage offered on campus.

[Established University Catering Policy](#)

Belmont Dining Services ([Sodexo](#)) has been granted exclusive rights to sell food and beverage on Belmont's campus. By requiring all designated catering budgetary monies be spent through Sodexo for catering, the University is able to ensure that all catered food and beverage on campus are prepared and served in compliance with food and safety standards.

[Established Outside Food and Beverages Approval Process](#)

If the intention of the food or beverage request for an event is outside the scope of a typically catered event (i.e. potluck, bake sale, food truck, etc.) we will offer internal clients a simple efficient process to have the request reviewed.

[Established Food and Safety Guidelines](#)

When an outside food request is approved, the client will be provided with clear food and safety guidelines to protect both themselves and the University.

Ticketing Policies and Procedures

Please direct all ticketing inquiries to Gage Baxter at gage.baxter@belmont.edu. The University Box Office is open Monday-Friday 9:00am-5:00pm. Tickets can be purchased online at thefishercenter.com.

Certificate of Insurance Guidelines

BELMONT UNIVERSITY
CERTIFICATE OF INSURANCE GUIDELINES
FROM OUTSIDE
CONTRACTORS/VENDORS/PERFORMERS

Contractor/Vendor/Performer: Give this form to your insurance agent/broker.
**** Incomplete Certificates will not be accepted ****

The 3rd Party Contractor/Vendor/Performer (“Insured”) performing duties/services/events or seeking to use facilities at Belmont University (“Certificate Holder”) is required to carry the types and limits of insurance shown in this request, and to immediately provide Certificate Holder with a Certificate of Insurance. Certificate shall be executed by a duly authorized representative of each insurer, showing compliance with the insurance requirements set forth below.

Required Insurance Coverage - Insured shall obtain insurance of the types and in the amounts described below.

- Commercial General Liability Insurance:** Insured shall maintain commercial general liability (CGL) with a limit of not less than **\$1,000,000** each occurrence and **\$2,000,000** aggregate.
- Umbrella:** Insured shall maintain umbrella liability insurance that is in excess of the other policies with a limit of not less than **\$5,000,000**.
- **Worker’s Compensation:** Insured shall maintain all statutorily required Workers’ Compensation coverages to include Employer’s Liability at minimum limits of **\$1,000,000/\$1,000,000/\$1,000,000**.
- Automobile Liability:** If applicable, Insured shall maintain Automobile Liability in the amount of **\$1,000,000**.
- Certificate Holder and Additional Insured shall read:**
Belmont University
Office of Risk Management and Compliance
1900 Belmont Boulevard
Nashville, TN 37212
- **All policies, except Workers’ Compensation, shall name Certificate Holder as an additional insured.**

Failure of Certificate Holder to demand a certificate or other evidence of full compliance with these insurance requirements or failure of Certificate Holder to identify a deficiency from evidence that is provided shall not be construed as a waiver of Insured’s obligation to maintain such insurance. Failure to maintain the required insurance may result in termination of the 3rd party contract/event at the Certificate Holder’s option.

By requiring this insurance, Certificate Holder does not represent that coverage and limits will necessarily be adequate to protect Insured, and such coverage and limits shall not be deemed as a limitation on Insured’s liability.

Personal Property: Certificate Holder shall not be liable for any damage to or loss of Insured’s personal property.

Please direct any additional questions to: Belmont University Office of Risk Management and Compliance
riskmanagement@belmont.edu
Phone 615-460-5429
Fax 615-460-6492